



Wire mesh partitions & cages



Create protected space in work areas run by automatic installations and manufacturing robots.

Areas are kept free of any material ejected by machines in motion. They can also be adjusted to all types of machinery.

Different areas can be enclosed with multiple combinations of: four different panel lengths, two pillar heights, double or single access gates, sliding doors, opaque sections, mesh zones, irregular-shaped perimeters, mobile features, etc.



System advantages

- **Modular system** adapts to each area.
- **Fast and easy** to assemble.
- Straightforward **enlargement** and **modification**.
- Designed according to European **occupational health and safety standards**.



Protection of roller conveyor zones.



Control and maintenance zone partitions.



Chemical products area.

Applications

- Separate and internally divide different areas within a company's facility
- Close off manufacturing zones with machinery in-motion
- Protect roller conveyor circuits
- Separate waste sorting areas
- Partition off control and maintenance zones
- Safeguard chemical products areas
- Isolate substations, transformers and electrical panels
- Mark the boundaries of loading areas.
- Enclose rack areas reserved for stacker crane traffic
- Partition off warehouse materials and files



Interchangeable opaque or mesh partition panels.

Basic components


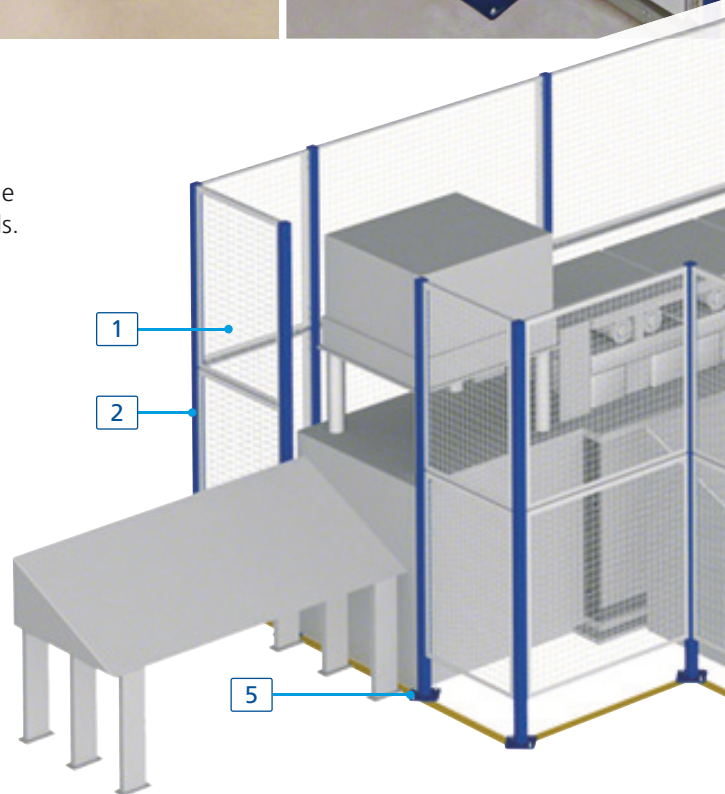
1. Metal partition panel
2. Pillar
3. Hinged pillar
4. Safety shutoff switch
5. Anchorage
6. Access gate

Modules


Dimensions of modules

Standard heights	Standard widths*
2,200 mm	1,520 / 1,054 / 754 / 480 mm
1,600 mm	1,520 / 1,054 / 754 / 480 mm

* Refers to pillar axes.




Initial mesh module




Extra mesh module




Opaque initial module



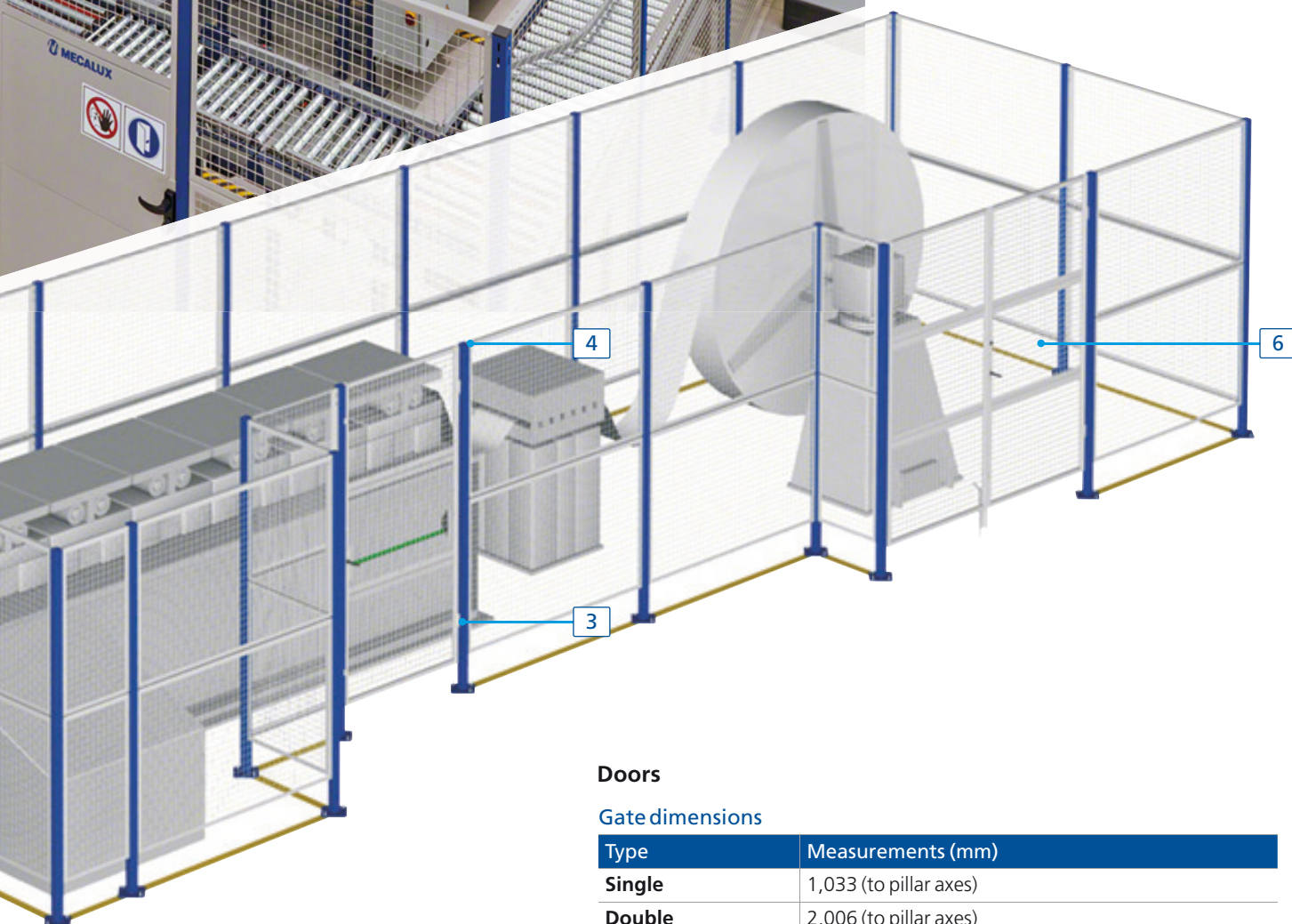
Extra opaque module



Mixed initial module




Extra mixed module




Doors

Gate dimensions

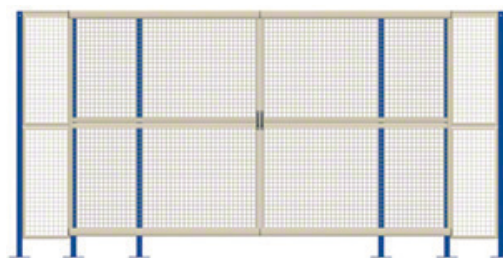
Type	Measurements (mm)
Single	1,033 (to pillar axes)
Double	2,006 (to pillar axes)
Double sliding	1,990 (opening) 5,396 (fully open door span)



Single door.
Opaque or mixed
metal mesh




Double door. Metal mesh



Double sliding door system. Metal mesh



Accessories



Emergency alert system

For installations where immediate evacuation of personnel may be required.



Safety shutoff switch

Cuts power to the machinery when a door opens.




Hinged panel

Serves a wide range of possible arrangements.



Push-pad

A new opening system with locking gates.



Plastic finish


Adjust to different on-site obstacles.

Standard colours


Finished in powder epoxy-polyester paint.



Pillar
RAL 5003




Door
RAL 7032



Panels
RAL 7032

Other non-standard colours available on request.



Safety and protection

Design standards

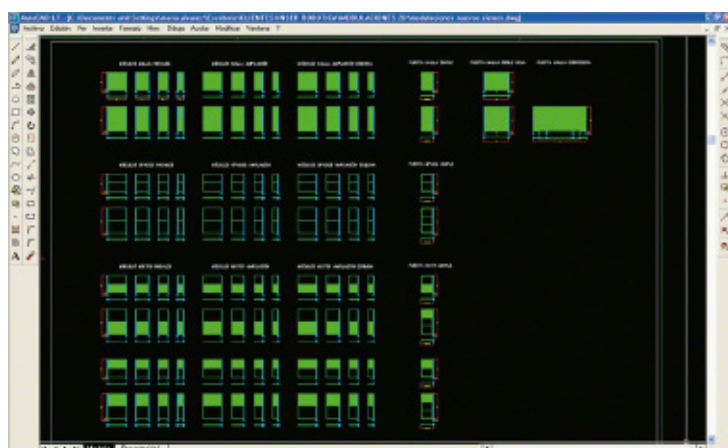
The design and installation meet all safety requirements, in accordance with the standards in force:

- ISO 12100, UNE-EN ISO13857
- UNE-EN 953:1998 + A1:2009

Legislation and enforcement

The use of appropriate protection on machines is outlined in the current European and Spanish legislation on occupational risk prevention.

These standards, either about machines –Directive 2006/42/CE (1644/2008)–, or about their usage (RD1215/97), state the need to protect people against the inherent risks involved in handling all types of machinery.





e-mail: info@mecalux.nl - mecalux.nl

MECALUX NEDERLAND B.V.

Tel. +31 208 08 30 96

Herikerbergweg 282

1101 CT Amsterdam

Mecalux is actief in meer dan 70 landen wereldwijd

vertegenwoordigd in: Argentinië - België - Brazilië - Canada - Chili - Colombië - Duitsland - Frankrijk - Groot-Brittannië
Italië - Mexico - Nederland - Peru - Polen - Portugal - Slowakije - Spanje - Tsjechische Republiek - Turkije - Uruguay - US

